

Energy Performance Certificate

3a Westcombe Lane, BIDEFORD, EX39 3JQ


Dwelling type: Semi-detached house
Date of assessment: 10 January 2013
Date of certificate: 10 January 2013

Reference number: 8847-7139-0620-7480-8992
Type of assessment: SAP, new dwelling
Total floor area: 59 m²

Use this document to:

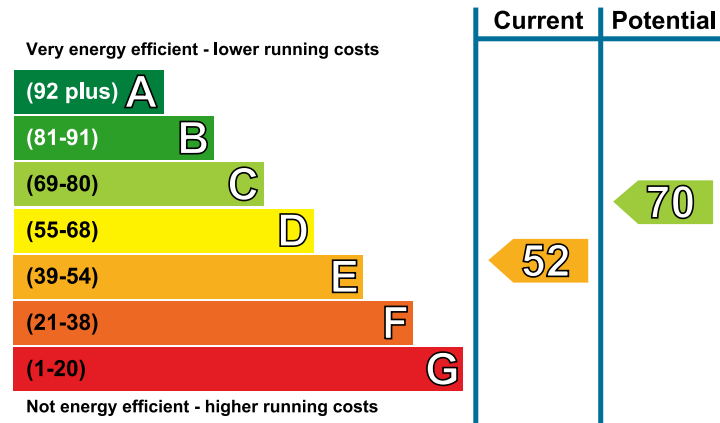
- Compare current ratings of properties to see which properties are more energy efficient
- Find out how you can save energy and money by installing improvement measures

Estimated energy costs of dwelling for 3 years:	£ 2,631
Over 3 years you could save	£ 288

Estimated energy costs of this home			
	Current costs	Potential costs	Potential future savings
Lighting	£ 147 over 3 years	£ 147 over 3 years	
Heating	£ 1,875 over 3 years	£ 1,875 over 3 years	
Hot Water	£ 609 over 3 years	£ 321 over 3 years	
Totals	£ 2,631	£ 2,343	

These figures show how much the average household would spend in this property for heating, lighting and hot water. This excludes energy use for running appliances like TVs, computers and cookers, and any electricity generated by microgeneration.

Energy Efficiency Rating



The graph shows the current energy efficiency of your home.

The higher the rating the lower your fuel bills are likely to be.

The potential rating shows the effect of undertaking the recommendations on page 3.

The average energy efficiency rating for a dwelling in England and Wales is band D (rating 60).

Actions you can take to save money and make your home more efficient

Recommended measures	Indicative cost	Typical savings over 3 years
1 Solar water heating	£4,000 - £6,000	£ 288
2 Solar photovoltaic panels, 2.5 kWp	£11,000 - £20,000	£ 678

Summary of this home's energy performance related features

Element	Description	Energy Efficiency
Walls	Average thermal transmittance 0.35 W/m ² K	★★★★☆
Roof	Average thermal transmittance 0.14 W/m ² K	★★★★★
Floor	Average thermal transmittance 0.20 W/m ² K	★★★★★
Windows	High performance glazing	★★★★★
Main heating	Room heaters, electric	—
Main heating controls	Programmer and room thermostat	★★★★☆
Secondary heating	None	—
Hot water	Electric immersion, standard tariff	—
Lighting	Low energy lighting in 78% of fixed outlets	★★★★★
Air tightness	(not tested)	—

Thermal transmittance is a measure of the rate of heat loss through a building element; the lower the value the better the energy performance.



Current primary energy use per square metre of floor area: 330 kWh/m² per year

Low and zero carbon energy sources

Low and zero carbon energy sources are sources of energy that release either very little or no carbon dioxide into the atmosphere when they are used. Installing these sources may help reduce energy bills as well as cutting carbon. There are none provided for this home.

Recommendations

The measures below will improve the energy performance of your dwelling. The performance ratings after improvements listed below are cumulative; that is, they assume the improvements have been installed in the order that they appear in the table. Further information about the recommended measures and other simple actions you could take today to save money is available at www.direct.gov.uk/savingenergy. Before installing measures, you should make sure you have secured the appropriate permissions, where necessary. Such permissions might include permission from your landlord (if you are a tenant) or approval under Building Regulations for certain types of work.

Recommended measures	Indicative cost	Typical savings per year	Rating after improvement
Solar water heating	£4,000 - £6,000	£ 96	 D57
Solar photovoltaic panels, 2.5 kWp	£11,000 - £20,000	£ 226	 C70

About this document

The Energy Performance Certificate for this dwelling was produced following an energy assessment undertaken by a qualified assessor, accredited by Elmhurst Energy Systems Ltd. You can get contact details of the accreditation scheme at www.elmhurstenergy.co.uk, together with details of their procedures for confirming authenticity of a certificate and for making a complaint. A copy of this EPC has been lodged on a national register. It will be publicly available and some of the underlying data may be shared with others for compliance and marketing of relevant energy efficiency information. The Government may use some of this data for research or statistical purposes. Green Deal financial details that are obtained by the Government for these purposes will not be disclosed to non-authorised recipients. The current property owner and/or tenant may opt out of having their information shared for marketing purposes.

Assessor's accreditation number: EES/008657
Assessor's name: Mr. Stephen Prouse
Phone number: 01237 441359
E-mail address: steve@sjprousedesign.co.uk
Related party disclosure: No related party

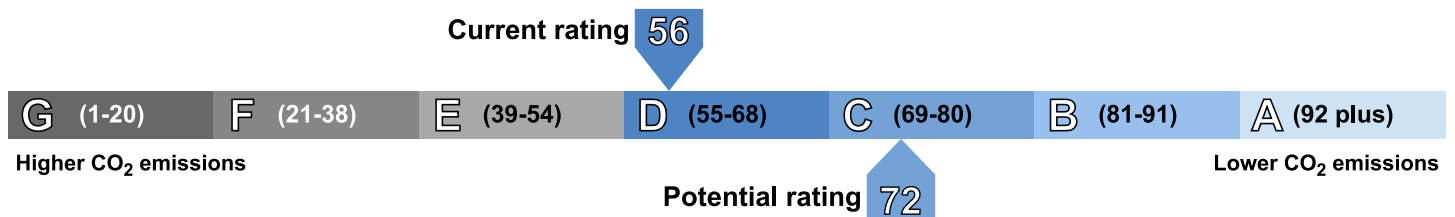
Further information about Energy Performance Certificates can be found under Frequently Asked Questions at www.epcregister.com.

About the impact of buildings on the environment

One of the biggest contributors to global warming is carbon dioxide. The energy we use for heating, lighting and power in homes produces over a quarter of the UK's carbon dioxide emissions.

The average household causes about 6 tonnes of carbon dioxide every year. Based on this assessment, your home currently produces approximately 3.4 tonnes of carbon dioxide every year. You could reduce emissions by switching to renewable energy sources.

The environmental impact rating is a measure of a home's impact on the environment in terms of carbon dioxide (CO₂) emissions. The higher the rating the less impact it has on the environment.



Your home's heat demand

This table shows the energy used for space and water heating by an average household in this property.

Heat demand

Space heating (kWh per year)	4,066
Water heating (kWh per year)	1,539